

1.	3
2.	4
3.	7
3.1	7
3.2	8
4.	10
5.	12
	5
	7
	8
	9
	9
	11
	3
	3
	3
	4
	4
	4
	4
	5
	5
	6
	6
	6
	6
	6
	7
	10
	10
	

1.

2001 P34B9P;PA5@WR6Q5J

30

100

wind

wind

2021 Q1

2.

20 30

3-5%

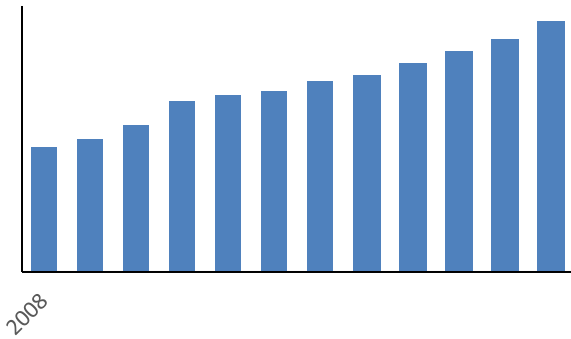
MarketsandMarketsTM

1.12

2019 15

42 47%

2018 19.78



2008

3.

3.1

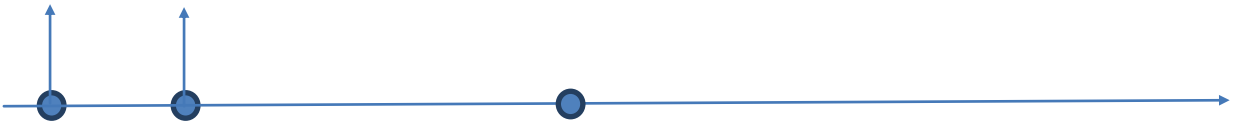
◆

◆

GE Healthcare

◆

1-3

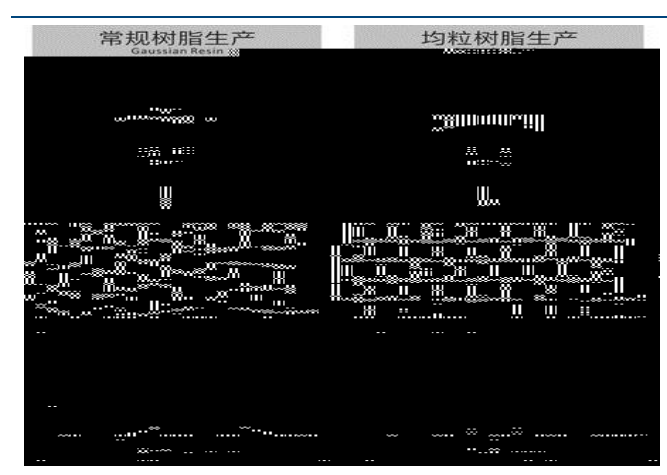
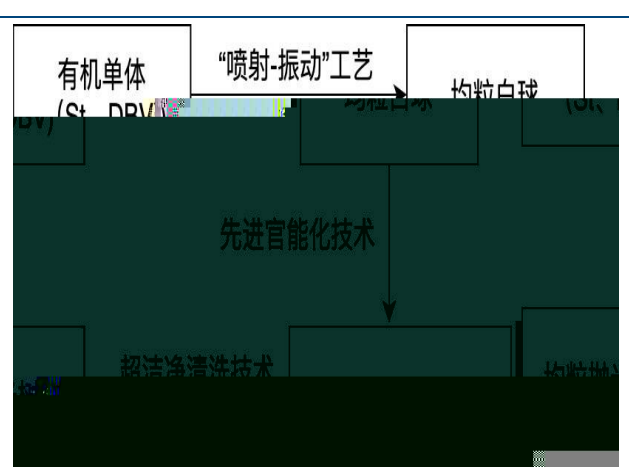


				2020
	2018.01.11		2450	
	2018.01.11		2450	
	2018.03.24	10000t/a		

PPB PPT PPB

2020

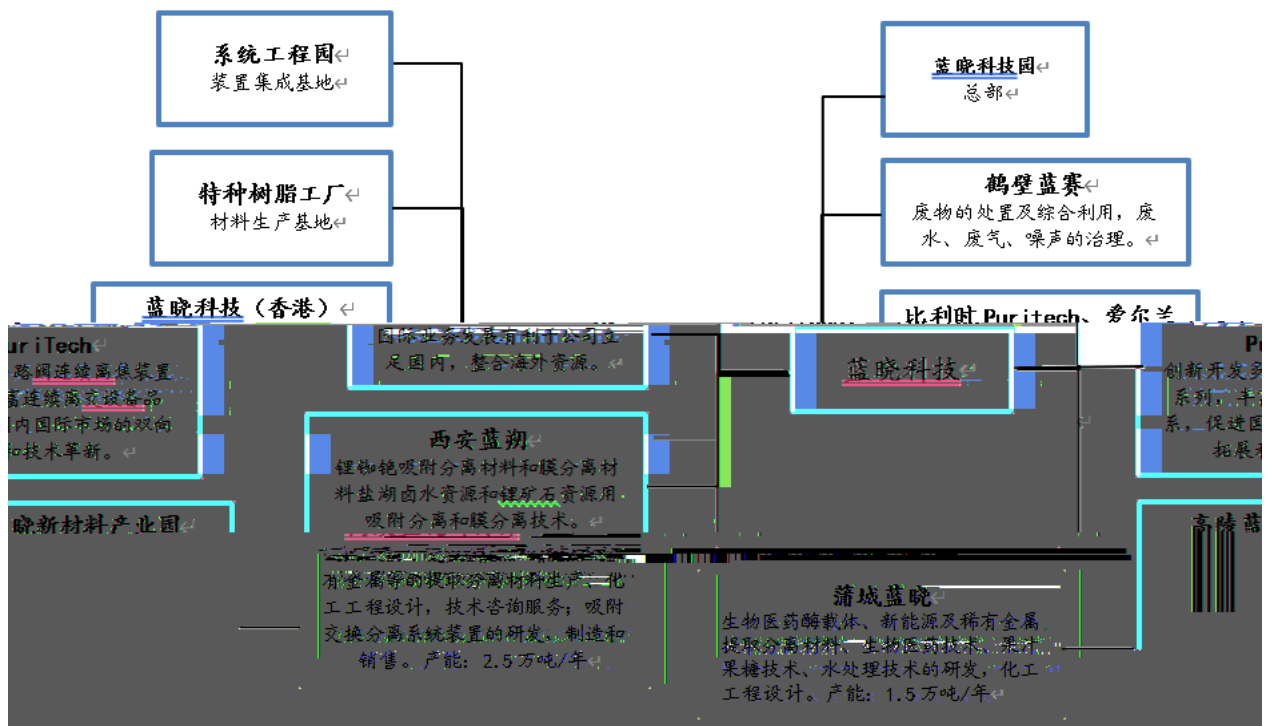
16,970 80.14%



4.

2017

2019



3.12/4.10/5.73 PE 21-23 52.0/39.6/28.3 21-23 6 12.48/15.50/20.20 EPS 1.42/1.87/2.61

	2018	2019	2020A	2021E	2022E	2023E
	470	539	591	816	1044	1305
		15%	10%	38%	28%	25%
	155	469	297	380	428	600
		202%	-37%	28%	13%	40%
	5	1	32	49	73	110
		-90%	6111%	50%	50%	50%
	2	3	3	4	5	6
		84%	0%	20%	20%	20%
	632	1012	923	1248	1550	2020
		60%	-9%	35%	24%	30%

5.

